



flywire

Payer Guide

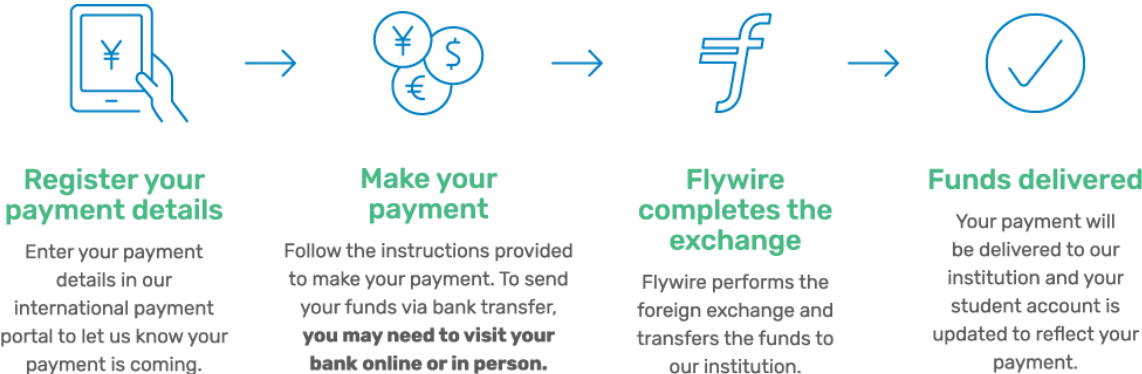
The participant's guide
to making payments
through Flywire



WHY PAY THROUGH FLYWIRE?

- Flywire allows you to pay from almost any country or bank in your home currency
- No bank fees or further charges
- Competitive exchange rates and a best price guarantee policy
- Fast transfers – your payment is usually received by the organizing committee within 2-3 business days
- A guarantee that the organizing committee will receive the correct amount once your payment is made, you don't need to worry about fluctuating exchange rates!
- Payment tracking via a payer dashboard, with notification via email or SMS text message once payment is received by the organizing committee.
- Flywire has a multilingual customer support team available around-the-clock regardless of location or time-zones accessible through live chat, email or phone

Steps to Make Payment



Track your payment 24/7 with text updates, the Flywire mobile app, or at flywire.com

Payment initiated

Guaranteed and delivered
 Funds are delivered 2-5 business days after funds are guaranteed

Step 1: Choose the Country where you are paying from

Your payment

The payment will come from

Country or region *

Malaysia

Maldives

Mali

Malta

Marshall Islands

Singapore Polytechnic - 2022 CDIO Asian Regional Meeting receives

S\$	Amount * 300.00
-----	--------------------


Amount will be formatted in the destination currency, in this case Singapore Dollars. i.e. 10,000.00 for ten thousand SGD.

NEXT →


Step 2: Select your preferred payment method



* Options presented based on country chosen in the previous step)

Select your preferred payment method

 Bank Transfer in MYR (requires visit to Lulu Money Malaysia Branch)
RM980.00 [SELECT](#)

[Important info](#) ▾

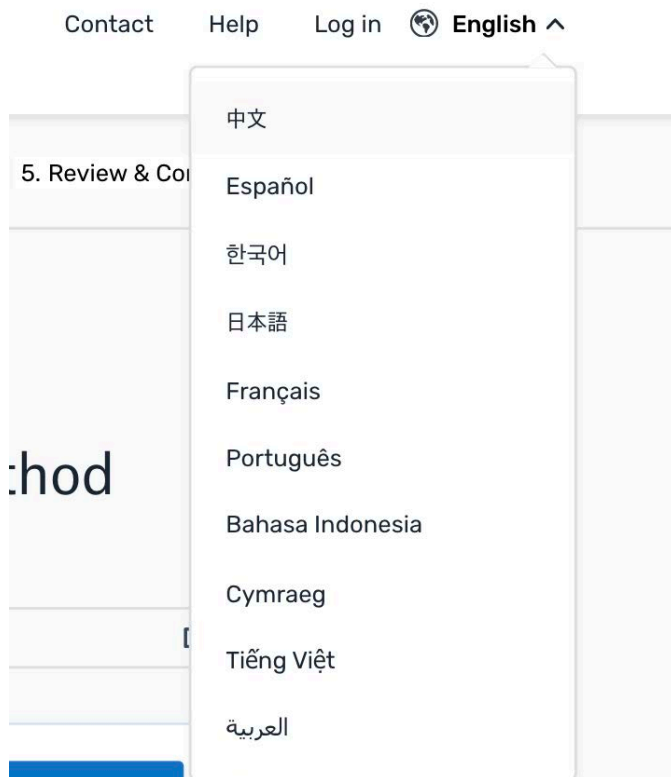
 Debit/Credit in MYR
RM1,014.00 [SELECT](#)

Supports:  

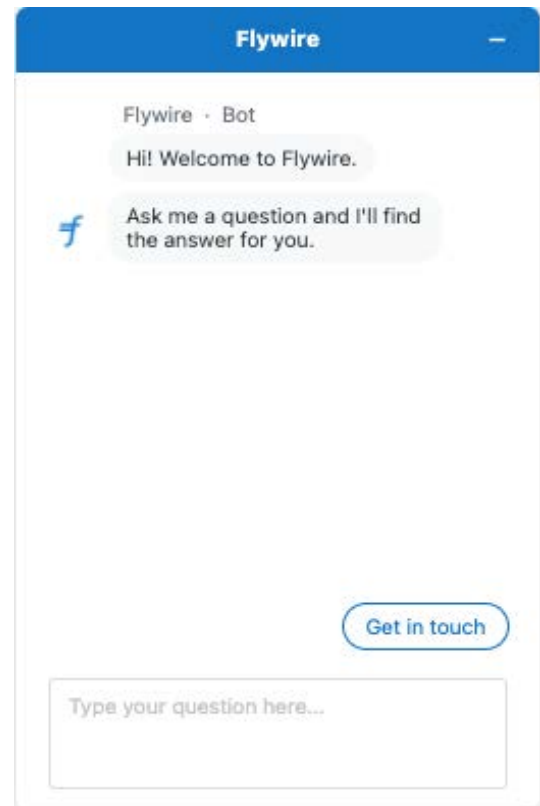
[I want to pay in another currency](#) ▾

[Help](#)

Click on the 'English' icon on the top right, to change the payment experience to the language you are more comfortable with



Click on the 'Help' icon on the bottom right, to live chat with Payer Service, for any assistance that may be required



Step 3: Enter Payer Information

* Fill out the information of the individual whose card or bank is being used to pay (i.e. cardholder or account holder details) and agree to the Terms & Conditions

Payer information

i Please provide the details of the person whose card/bank account will be used to pay.

(*) required field

<input type="text" value="Email *"/> test@flywire.com	<input type="text" value="First name *"/> Test
<input type="text" value="Middle name"/>	<input type="text" value="Family name *"/> Flywire
<input type="text" value="Address 1 *"/> Test	<input type="text" value="Address 2"/>
<input type="text" value="City *"/> Test	<input type="text" value="State / Province / Region"/>
<input type="text" value="Zip code / Postal Code"/>	<input type="text" value="+ 60"/> <input type="text" value="Phone number *"/> 12345562

Receive text notifications on your payment status

I would like to receive emails from Flywire about future discounts, promotions and offers

I have read, understand, and agree to the Flywire [Terms of Use](#) and [Privacy Policy](#)

[← PREVIOUS](#)[NEXT →](#)

Step 4: Enter Participant Information

* Please fill out the participant information
(Full name is not required unless the event participant is different from the payer)

Information for Singapore Polytechnic - 2022 CDIO Asian Regional Meeting

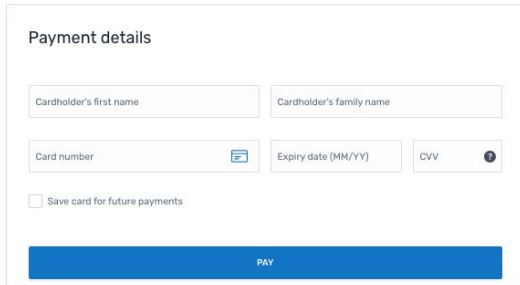
(*) required field

Participant Information

<input type="text" value="Full Name"/>	<input type="text" value="Participant Email Address *"/>
--	--

[← PREVIOUS](#)[NEXT →](#)

Step 5: Complete your payment



The screenshot shows a 'Payment details' form with the following fields and options:

- Cardholder's first name
- Cardholder's family name
- Card number (with a card icon)
- Expiry date (MM/YY)
- CVV (with a CVV icon)
- Save card for future payments
- A blue 'PAY' button at the bottom.

For credit card payments

- Enter your card number, name, expiration date, and security code.
- Enter your information within 15 minutes to avoid your session timing out.
- Click Make Payment to continue.

Step 6: Track your Payment

You will receive a link in your email that allows you to [track your payment](#) and access your payment instructions. The [status of your payment](#) will be updated once your funds have been received by Flywire and delivered to CDIO Asian Regional Meeting organizing committee.

Please note:

- For certain payment methods Flywire may ask you for additional information and documents as required by local regulations
- When completing the payer information section, please use the details of the account holder, card holder, and/or the person making the payment on your behalf.

Any discrepancies may delay the delivery of your payment.

NEED HELP?

Email: support@flywire.com

Online: flywire.com/help

WeChat:



D Domestic **I** International

Canada

Toll free

D 800 346 9252

I +1 800 346 9252

US English

Toll free

D 800 346 9252

I +1 800 346 9252

US Spanish

¡Hablamos Español

D 857 366 5449

I +1 857 366 5449

UK

D 020 39 624 308

I +44 20 39 624 308

Spain

D 96 013 0770

I +34 96 013 0770

Nigeria

D 1227 8882

I +234 1 227 8882

Japan

D 03 4588 8293

I +81 3 4588 8293

Korea

Toll free & domestic only

D +00 308640104

Hong Kong SAR

D 3008 0220

I +852 3008 0220

China Mainland

Toll free

D 400 006 7175

I +86 400 006 7175

Singapore

D 3163 4100

I +65 3163 4100

Australia

D 02 8311 4772

I +61 2 8311 4772

New Zealand

D 04 974 7625

I +64 4 974 7625

Thailand

D 060 003 5979

I +66 60 003 5979

Malaysia

D 392126772

I +60 392126772

Vietnam

D 024 4458 1755

I +84 24 4458 1755

India

Toll free & domestic only

D 000 800 4430 048

Indonesia

D 21 2922 3064

I +62 21 29223064