



*flywire*

# Payer Guide

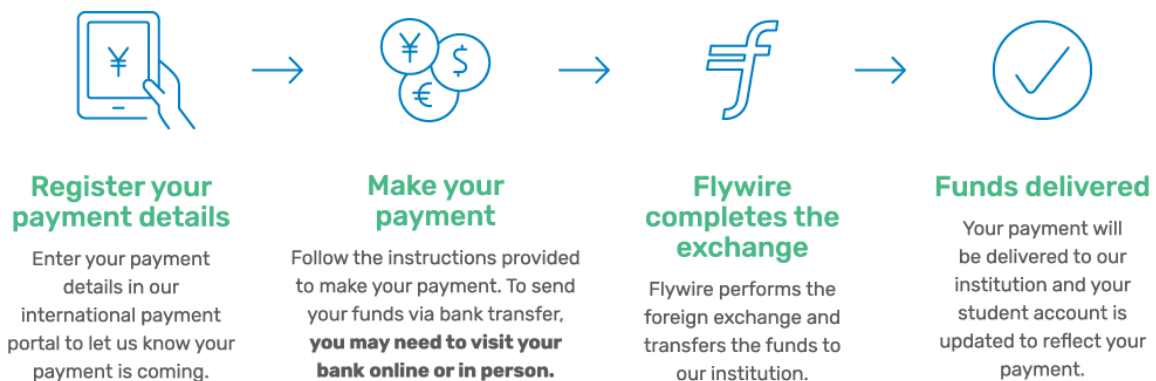
The participant's guide  
to making payments  
through Flywire



# WHY PAY THROUGH FLYWIRE?

- Flywire allows you to pay from almost any country or bank in your home currency
- No bank fees or further charges
- Competitive exchange rates and a best price guarantee policy
- Fast transfers – your payment is usually received by the organizing committee within 2-3 business days
- A guarantee that the organizing committee will receive the correct amount once your payment is made, you don't need to worry about fluctuating exchange rates!
- Payment tracking via a payer dashboard, with notification via email or SMS text message once payment is received by the organizing committee.
- Flywire has a multilingual customer support team available around-the-clock regardless of location or time-zones accessible through live chat, email or phone

# Steps to Make Payment



Track your payment 24/7 with text updates, the Flywire mobile app, or at [flywire.com](https://flywire.com)



## Step 1: Choose the Country where you are paying from

### Your payment

The payment will come from

Singapore Polytechnic - 2022 CDIO Asian Regional Meeting receives

- Malaysia
- Maldives
- Mali
- Malta
- Marshall Islands

S\$	Amount *
	300.00

Amount will be formatted in the destination currency, in this case Singapore Dollars. i.e. 10,000.00 for ten thousand SGD.

**NEXT →**


ting: 13900

flywire Copyright ©Flywire. 2009-2022 All rights reserved. Flywire is a trac

## Step 2: Select your preferred payment method

\* Options presented based on country chosen in the previous step)


### Select your preferred payment method



Bank Transfer in MYR (requires visit to Lulu Money Malaysia Branch)  
**RM980.00**



SELECT

Important info



Debit/Credit in MYR  
**RM1,014.00**

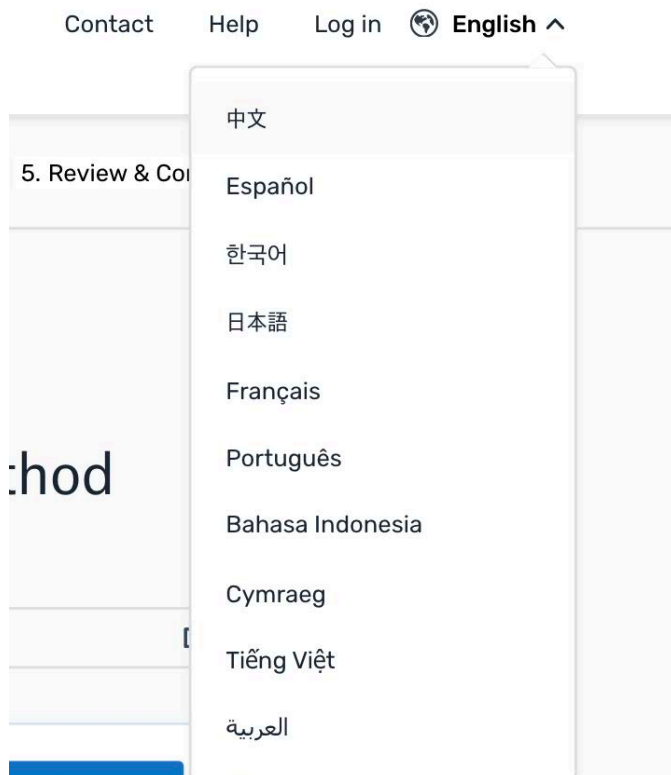
SELECT

Supports:  

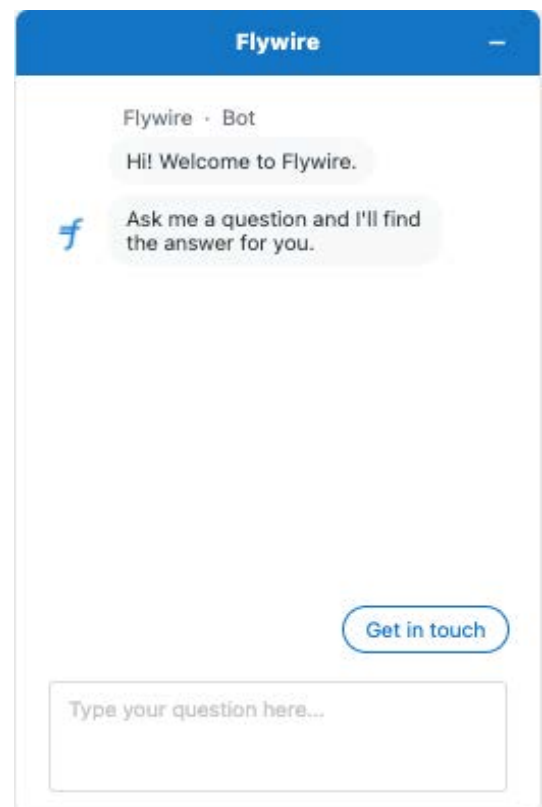
I want to pay in another currency

Help

Click on the 'English' icon on the top right, to change the payment experience to the language you are more comfortable with



Click on the 'Help' icon on the bottom right, to live chat with Payer Service, for any assistance that may be required



## Step 3: Enter Payer Information

\* Fill out the information of the individual whose card or bank is being used to pay (i.e. cardholder or account holder details) and agree to the Terms & Conditions

### Payer information

Please provide the details of the person whose card/bank account will be used to pay.

(\*) required field

Email * test@flywire.com	First name * Test
Middle name	Family name * Flywire
Address 1 * Test	Address 2
City * Test	State / Province / Region
Zip code / Postal Code	+ 60 Phone number * 12345562
<input type="checkbox"/> Receive text notifications on your payment status	
<input type="checkbox"/> I would like to receive emails from Flywire about future discounts, promotions and offers	
<input checked="" type="checkbox"/> I have read, understand, and agree to the Flywire <a href="#">Terms of Use</a> and <a href="#">Privacy Policy</a>	

← PREVIOUS

NEXT →

## Step 4: Enter Participant Information

\* Please fill out the participant information  
(Full name is not required unless the event participant is different from the payer)

### Information for Singapore Polytechnic - 2022 CDIO Asian Regional Meeting

(\*) required field

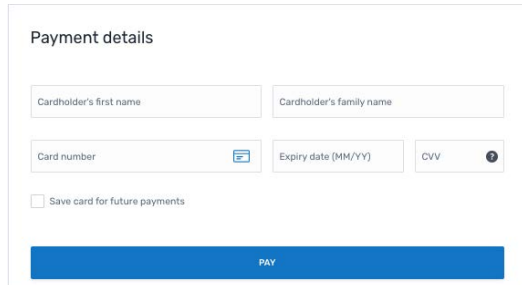
#### Participant Information

Full Name	Participant Email Address *
-----------	-----------------------------

← PREVIOUS

NEXT →

## Step 5: Complete your payment

A screenshot of a web form titled "Payment details". It contains several input fields: "Cardholder's first name", "Cardholder's family name", "Card number" (with a card icon), "Expiry date (MM/YY)", and "CVV" (with a CVV icon). There is a checkbox labeled "Save card for future payments" and a blue "PAY" button at the bottom.

### For credit card payments

- Enter your card number, name, expiration date, and security code.
- Enter your information within **15 minutes** to avoid your session timing out.
- Click Make Payment to continue.

## Step 6: Track your Payment

You will receive a link in your email that allows you to [track your payment](#) and access your payment instructions. The [status of your payment](#) will be updated once your funds have been received by Flywire and delivered to CDIO Asian Regional Meeting organizing committee.

Please note:

- For certain payment methods Flywire may ask you for additional information and documents as required by local regulations
- When completing the payer information section, please use the details of the account holder, card holder, and/or the person making the payment on your behalf.

Any discrepancies may delay the delivery of your payment.

## NEED HELP?

Email: [support@flywire.com](mailto:support@flywire.com)

Online: [flywire.com/help](https://flywire.com/help)

WeChat:



D Domestic

I International

### Canada

Toll free

D 800 346 9252

I +1 800 346 9252

### US English

Toll free

D 800 346 9252

I +1 800 346 9252

### US Spanish

¡Hablamos Español

D 857 366 5449

I +1 857 366 5449

### UK

D 020 39 624 308

I +44 20 39 624 308

### Spain

D 96 013 0770

I +34 96 013 0770

### Nigeria

D 1227 8882

I +234 1 227 8882

### Japan

D 03 4588 8293

I +81 3 4588 8293

### Korea

Toll free & domestic only

D +00 308640104

### Hong Kong SAR

D 3008 0220

I +852 3008 0220

### China Mainland

Toll free

D 400 006 7175

I +86 400 006 7175

### Singapore

D 3163 4100

I +65 3163 4100

### Australia

D 02 8311 4772

I +61 2 8311 4772

### New Zealand

D 04 974 7625

I +64 4 974 7625

### Thailand

D 060 003 5979

I +66 60 003 5979

### Malaysia

D 392126772

I +60 392126772

### Vietnam

D 024 4458 1755

I +84 24 4458 1755

### India

Toll free & domestic only

D 000 800 4430 048

### Indonesia

D 21 2922 3064

I +62 21 29223064